



transform
your space
with **Korniche**

KORNICHE



a brighter home

Flood your living space in natural light with industry-leading roof lanterns and bi-folding doors from Korniche. Combine smart engineering with inspirational design to immerse your home in the outside world.

Precision. Simplicity. Beauty.

The engineering pedigree behind Korniche's roof lanterns and bi-folding doors makes it easy for you to elevate the design of your construction or renovation project.

We are driven by perfection. Because we understand that there is no such thing as compromise when it comes to your dream home, we have developed the most advanced products on the market.

Not only do they let as much natural light into your living space as possible, our doors and lanterns also maintain slim sightlines, great thermals and the highest level of security available.

Designed from the ground up, every part has been meticulously engineered to combine with the next, transforming your interior into a magnificent living space.

A wealth of unique features improve heat retention, security, functionality and aesthetic appeal, so you can enjoy a final product which is stronger, slimmer, warmer and easier to install.

it's our mission to achieve your vision

Korniche was founded with the mission to bring inspirational products to light through innovative design and engineering.

Because we use aluminium, our products are made with greater accuracy and tighter tolerances that deliver superb weather resistance and thermal retention, low maintenance and breath-taking aesthetics.

Combined with our investment in the latest fabrication methods and engineering excellence, Korniche delivers a better quality of product that can be installed with speed and ease.

The Korniche Lantern is the first of its kind, designed for purpose using ground-breaking engineering instead of being derived from existing conservatory systems.

This multi-award winning product has been embraced by homeowners and builders alike, and our vision is to become the first brand you go to for smarter, better engineered and inspirational glazed products. Just like our equally innovative new bi-folding door.

bi-folding doors

Designed to perfection, brighten your room with bi-folding doors that combine robust functionality and security with breath-taking elegance.



the design brief

When it comes to bringing more of the outdoors into your home, it's the details in your bi-folding doors that make the difference. Great looking handles in matching finishes. A perfect glide. Slimmer profiles. More glass. Better protection. Superb heat retention. Korniche gets every element right.

Enhanced protection as standard

Our bi-fold doors come rigorously tested to keep your home fully protected. Certified to the advanced PAS24:2016 standard, their strong, durable aluminium frames come with enhanced security that includes a 3 Star Yale locking barrel, high strength shoot-bolts and multi-point FUHR locking systems.

The shootbolt handle has an innovative and unique antibackdrive feature engineered into it. This means that even unlocked, a forced entry attempt can't rotate the handle to open the door.

The doors are also internally glazed using our unique patented clip glazing bead. This offers the kind of reliable, robust security that you should expect.

Closed or open, make it a view

With a clean, consistent and slim design, our bi-folding doors superbly reflect the care with which they were made.

The aluminium profiles that make up the Korniche bi-folding door use polyamide thermal breaks to stop thermal bridging. These are fitted after each half of the sections are powder coated, ensuring stark lines and a striking contrast between the two elements.

Bespoke handles come in matching finishes, while the frames themselves can be powder coated in colours as natural or as vivid as your vision requires.

These beautiful finishes are highly durable, with narrow profiles and glazing seals hidden within the frame, meaning more glass to help you enjoy more of the view.



Because our bi-folding doors are PAS24-2016 accredited, they are guaranteed to offer enhanced protection for your living space against everything from shoulder-barges to lock-picking.

engineered to inspire

Make a more memorable entrance

Expertly engineered, Korniche bi-folding doors exude the same quality in their function as they do in design, with an exclusive roller system that delivers an effortlessly smooth glide every time.

A unique, pivoting axle in the rollers allows the wheels to follow any undulations in the stainless-steel tracks underneath. Combined with sealed bearings in the stainless-steel wheels and lateral rollers, the doors will glide effortlessly and smoothly for years to come.


The doors also feature additional security in the form of a shoot-bolt handle that cannot be forced open from the outside. This is down to an innovative anti back-drive feature that is designed into it.

It is also impossible to turn the handle at all while the key is still in the lock. This means that there is no risk of accidentally opening or damaging the doors as a result of the key remaining in place.

Smart thermal technology


Featuring polyamide thermal breaks, our bi-folding doors are designed to keep heat in and the cold out.

With high precision materials and equally high manufacturing tolerances, Korniche's smart technology includes a specially designed and patented clip glazing bead that allows the glass to be installed or replaced in seconds.



A unique, pivoting axle in the rollers allows the wheels to follow any undulations in the stainless-steel tracks underneath. Combined with sealed bearings in the stainless-steel wheels and lateral rollers, the doors will glide effortlessly and smoothly for years to come.

bespoke solutions that elevate your living space



Bespoke solutions

From stunning panoramic views to your perfect niche in exactly the right colour, our bi-folding doors have been engineered with versatility in mind. Strong, durable and with excellent heat retention, they can be used in many combinations of colour, number of door sashes and layout configurations.

There are also two threshold options to select from. These include our standard threshold and a rebated integrated cill option, which combines a 150mm cill with the rebated element of the standard threshold.

This means the step over height is reduced to only 52mm.

With aluminium frames, bespoke and upgraded handles and additional security features, you can enjoy their exceptional visual appeal while secure in the knowledge that every element of your safety is assured.

Colours and options

- Our traffic door and shootbolt handles are available in matching finishes of black, white, grey, polished chrome or brushed stainless steel
- 100mm, 150mm or 190mm cill options
- Standard or integrated cill thresholds
- Trickle vents can be installed directly into the head of your door, removing the need for a frame extender
- 20mm or 40mm frame extender profiles if required
- Available in black, white or dual colour, they deliver 2500mm² of airflow per vent

Traffic door handles



Configuration options

- Available in any BS or RAL colours
- Doors up to 6.5m wide
- Height up to 2.5m
- Each sash up to 1.25m wide
- 1-7 sashes
- Multiple configurations
- Doors open in or out

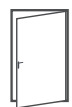
Next to each configuration diagram, you will see a number that indicates its opening options (e.g. 4-3-1).

The first number refers to how many door sashes are included within the set. The second number indicates how many of those doors open to the left, with the final number representing the doors that open to the right.

The doors that feature traffic handles (standard door handles) are master doors which provide both internal and external access.

Shootbolt handles (indicated as a single vertical line) allow the sliding door sashes to be locked in place from the inside only. Door configurations that have just a shootbolt handle do not provide any external access.

Single door

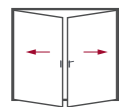


1-0-1

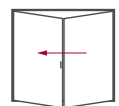


1-1-0

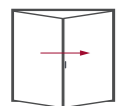
Two door



2-1-1

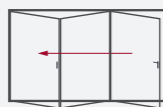


2-2-0

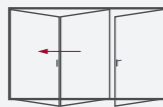


2-0-2

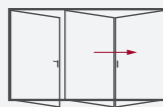
Three door



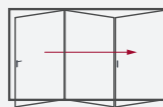
3-3-0



3-2-1

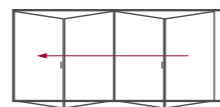


3-1-2

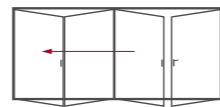


3-0-3

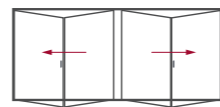
Four door



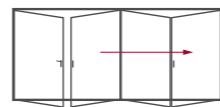
4-4-0



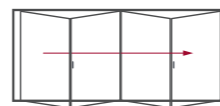
4-3-1



4-2-2

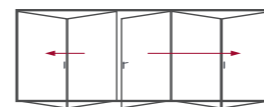


4-1-3

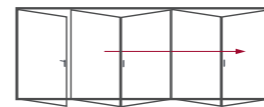


4-0-4

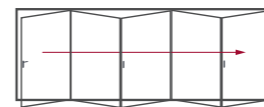
Five door



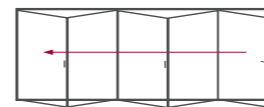
5-2-3



5-1-4



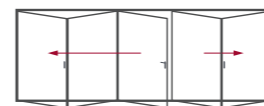
5-0-5



5-5-0

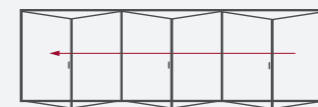


5-4-1

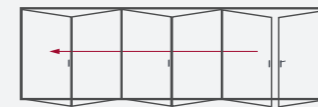


5-3-2

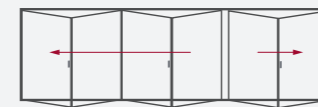
Six door



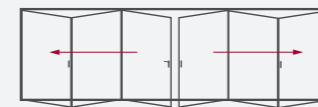
6-6-0



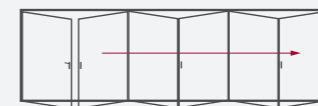
6-5-1



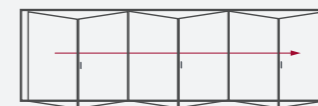
6-4-2



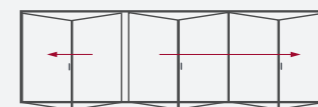
6-3-3



6-1-5

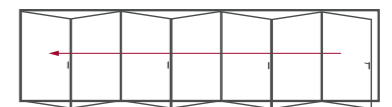


6-0-6

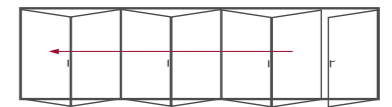


6-2-4

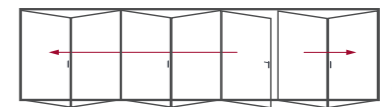
Seven door



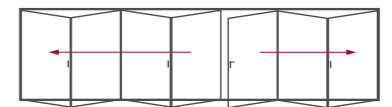
7-7-0



7-6-1



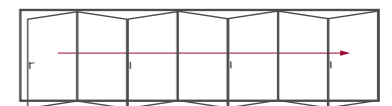
7-5-2



7-4-3



7-1-6



7-0-7



7-3-4



7-2-5

low maintenance: what you need to know



MULLION BOTTOM ROLLER



LOWER ROLLER HINGE

Korniche is synonymous with quality and our bi-folding doors deliver in every respect of their manufacture and design.

From scratch and weather-resistant powder-coated aluminium to the bearing guided rollers, each detail has been crafted to be as low maintenance as possible. All that's required is the occasional clean to ensure the door's tracks are debris free.

High-quality bespoke hardware ensures your door handles maintain their great appearance during day-to-day operation. At the same time, the system's Yale locking barrel, FUHR lock and Korniche shoot-bolt handle provide security peace of mind.

Powder coating

The bi-folding doors' powder coated exterior doesn't just offer a wide range of colours, it also delivers a thicker, more consistently smooth coat when compared to standard finish.

Powder coating results in an extremely durable finish and is also much kinder to the environment.

RAL

We offer more than 150 colours in matt, satin or gloss, including the option to have different colours on the inside and outside of the frames.

This gives you greater freedom to match both the interior and exterior style of your property.

award-winning products recognised across the industry



Since its launch in 2016, the Korniche Roof Lantern has received multiple awards for its innovative design, engineering and aesthetics, including both builder and homeowner accreditation.

- Homebuilding & Industry Awards 2021 – Rooflight Supplier of the Year

- Real Homes Awards 2021 – Nominee

- Homebuilding & Renovating Awards 2020 – Best Rooflight Supplier

- Conservatory & Orangery Awards 2019 – Best Rooflight and Lantern System

- Professional Builder Magazine 2018 – Charles Godfrey Award for Innovation



peace of mind comes as standard with Korniche

From design to doorstep, Korniche products are engineered to deliver precision manufactured doors and lanterns for your home.



PAS 24 Security Certified

PAS 24 Security Certified is the latest security standard that can only be achieved once a product has been tested to demonstrate enhanced protection against various types of attack. This ranges from shoulder barging and kicking to attempts to pick or damage the handle or lock. In short, it's an essential level of security for your doors.





get in touch

At Korniche we want you to specify with confidence, secure in the knowledge that the award-winning products you choose will be the perfect finish for your project.

For more information, including where to find your closest supplier, visit:

www.korniche.co.uk





transform
your space
with **Korniche**



www.korniche.co.uk

