GREAT
HARWOOD
WINDOWS

WINDOWS, DOORS
& MORE

WINDOWS, CONSERVATORIES, DOORS
& EXCELLENT CUSTOMER SERVICE

SFS HINGE ADJUSTMENT GUIDE

S.F.S Hinges - please ensure that any adjustments to the hinges are made in accordance with the information supplied with the door.

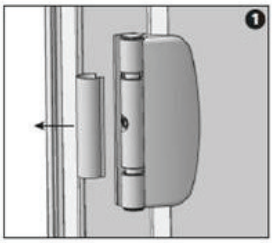

Remove the cover cap.

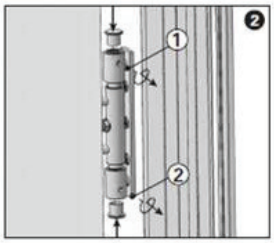

Unscrew the security screws and remove caps.

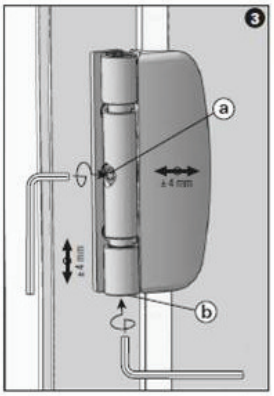

Horizontal adjustment adjust by turning screw **'A'** with a 5mm Allen Key.
Height adjustment adjust by turning screw **'B'** with a 5mm Allen Key.

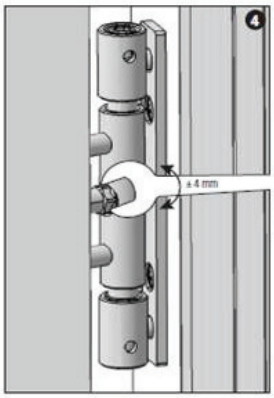

In difficult situations it is possible to make the horizontal adjustment from inside turning the hexagonal nut with a 9mm spanner.

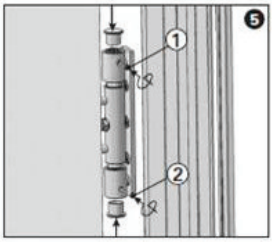

Refit the caps and fasten the security screws 1 & 2.

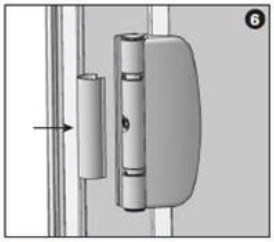

Refit the cover cap on the central barrel.

T: 01254 690009 W: greatharwoodwindows.co.uk E: info@greatharwoodwindows.co.uk
Address: Unit 1, Peter Street, Blackburn BB1 5LH